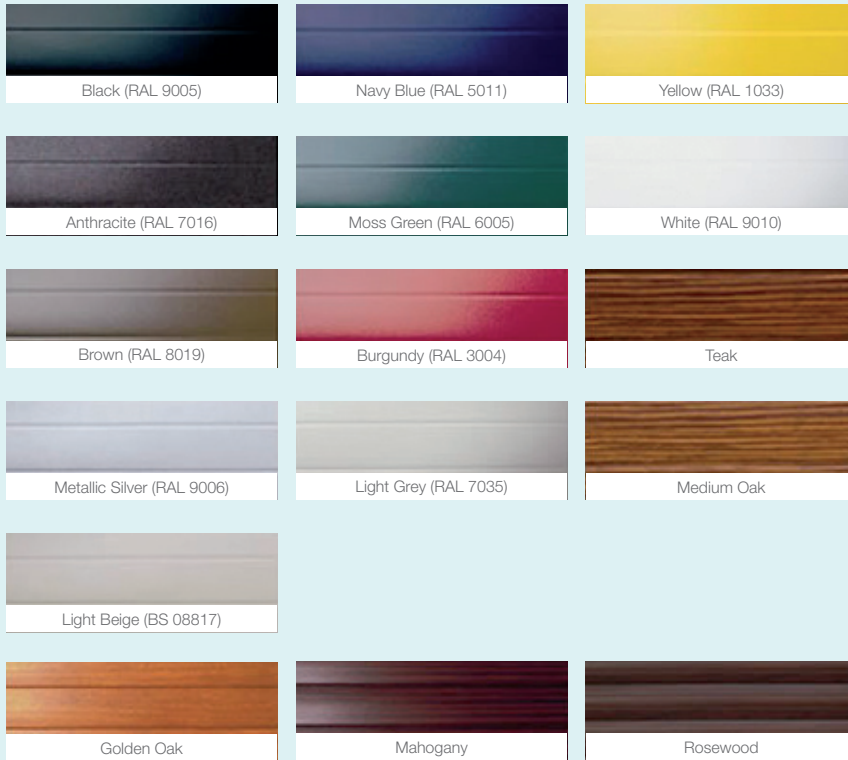


Range of Colours

Aluroll roller garage doors combine contemporary design with classic aesthetics. You can choose from a wide variety of colours all designed to complement your home beautifully.

Standard finishes are listed below with their closest colour reference where applicable.



If you would like an alternate specific colour, please discuss with your installer. Aluroll has a variety of non insulated extruded profiles that can be powder coated a specific RAL colour to match building colour schemes etc.

NOTE: Woodgrain finish options listed are subject to a surcharge – Rosewood, Mahogany & Golden Oak.

In addition, please note that (as the special finish appears on one side only) textured woodgrain finishes are also unsuitable for external mounting, unless specially ordered.

Due to display variations in printing, the colours shown will not be an exact match to the actual finished product and are intended as a guide only.


If you are unsure of your colour choice please request access to a sample. Colour references quoted are the nearest standard RAL or BS references to the colours used.

Optional Extras

Aluroll doors have a range of accessories available dependent on site and customer requirements. If the garage door is the only means of entry, you will require an external low level override kit or battery back up system.

A wireless keypad can be used in conjunction with a standard remote control system and offers an alternative to key fob operation. The durable pad can be fitted externally as required.


Vision slats can be incorporated into roller doors, allowing light ingress into your garage. Glazing inserts ensure insulation is maintained.



Installation Options

Aluroll doors are extremely flexible in the ways they can be installed to your garage. Dependent on site conditions, the roller door can be fitted to brickwork inside (internal face fix), outside (external face fix) or within the doorway (reveal fix).

Internal Face Fix



Internal Face Fix


Ideally an Aluroll roller door should be installed on the internal face of the garage. The guides and box enclosure are fixed to brickwork surrounding the door opening space and this maximises space and security.



External Face Fix

Whenever internal space above the opening is severely restricted, an external face fit should be considered and this means the roller door is installed in front of the outside of the garage.

Reveal Face Fix



Reveal Fix

Sometimes circumstances dictate the roller door must be installed within the garage opening itself. This option maximises internal space in the garage, but requires good reveal headroom. The Compact roller door is typically used in this scenario.

Please note some marking may occur at the top of the concave side of the door over time. This is unavoidable and due to the rolling nature of the product and locking mechanism.

Quality & Piece of Mind

Aluroll is quality assured to BS EN ISO 9001: 2008 and every door is manufactured in accordance with BS EN 12453: 2001. Aluroll doors come complete with a 2 year guarantee on all manufactured parts. The tubular motor carries a 5 year manufacturer's warranty and the door colour finish has a limited 10 year guarantee.

Aluroll doors are installed by a network of fully trained approved installers.



Assessed to ISO 9001
LPCB ref. no. 931




Classic Elite
Certified to LPS1175: Issue 6
Security Rating 1
Cert. No: 931a / 02



www.aluroll.co.uk

The company reserves the right to make changes or improvements to the products or accessories without prior notification.

APPROVED ALUROLL INSTALLER



The Ultimate Roller
Door System



Remote Control Roller Garage Doors

www.aluroll.co.uk

Remote Control Roller Garage Doors

Aluroll's range of roller garage doors offers a stylish and secure solution for your home. Aluroll manufacture the highest specification roller doors available in the market and all products are made to measure to your requirements.

Benefits include:

- High Security
- Remote Control Operation
- Intelligent Safety System
- Space Saving
- Heat & Sound Insulation
- Range of Colours

The *Classic* is the original insulated roller door and incorporates high security guide channels, full roller housings, intelligent safety systems, remote control electric operation with courtesy light and a manual override facility.

The *Elite* roller door has been developed to provide the ultimate garage security solution. Additional security features have been incorporated and the product has been tested and approved to Police & Insurance standards.

The *Compact* is ideal for garages with limited headroom above the opening. A smaller slat profile ensures even more styles of garage build can enjoy an insulated roller door.




Anatomy of a Roller Door

Remote Control Electric Operation


All Aluroll doors are powered by market leading motor technology and fitted with an internal manual override as standard to be utilised in the event of power failure.

Simply press the button and the Aluroll door glides open. The remote control utilises a rolling encrypted code to ensure a unique signal. Operational from up to 50m, you will never again have to struggle with heavy doors. The control panel has a built in courtesy light and push button controls to complement the remote key fobs. There are a variety of product options and accessories to choose from and your installer can advise on the solution for you.



Heat & Sound Insulation


All roller profiles are insulated with polyurethane foam to minimise heat loss and sound ingress. The guide sections have integral brush seals and the strengthened bottom rail has a rubber seal attachment. Typically, a U value of 5w/m² k can be achieved with the Classic door.



Intelligent Safety System

Aluroll doors offer the very latest in safety features.

The safety sensor is an integral element of the remote control unit and ensures no risk of injury to family or pets, automatically retracting if an obstruction is detected.



Space Saving

Conventional garage doors take up a lot of room. Aluroll doors retract into a neat roll and are fitted with the full complete aluminium safety housing as standard. Roller doors maximise the drive through height of your garage and ensure there is no intrusion into overhead storage space. Wherever viable the guide channels should be fitted to the face of internal pillars to maximize opening widths. Standard guide channels can be 90mm or 70mm, dependent on model and application.

The Classic & Elite roller doors utilise a 77mm profile slat that rolls into a 300mm housing with a 45° bevel.

The Compact roller door has been developed for garages with severely restricted space above the opening. The Compact model has a narrower 55mm profile and this ensures an even tighter roll that only requires a 205mm housing. The compact door can span an opening of up to 3.2m wide.



High Security

Automatically locking on closure, all Aluroll doors have no handles to be tampered with and offer no leverage points for would-be intruders. High strength mouldings secure the roller profiles in place with heavy duty guide channels as standard.

The Elite roller door is the ultimate in security and has been tested and approved to LPS 1175 by the Loss Prevention & Certification Board (LPCB). The LPCB work with insurers, government, police, designers, manufacturers, contractors and end users to develop methods by which product performance and quality can be assessed and guaranteed.

